


### ■ Features :

- Constant current design
- Universal AC input / Full range
- Withstand 300VAC surge input for 5 seconds
- Protections: Short circuit / Over voltage
- Cooling by free air convection
- Fully encapsulated with IP67 level (Note.8)
- Fully isolated plastic case
- Class II power unit, no FG
- Pass LPS
- Suitable for LED lighting and moving sign applications (Note.7)
- 100% full load burn-in test
- Low cost, high reliability
- 2 years warranty

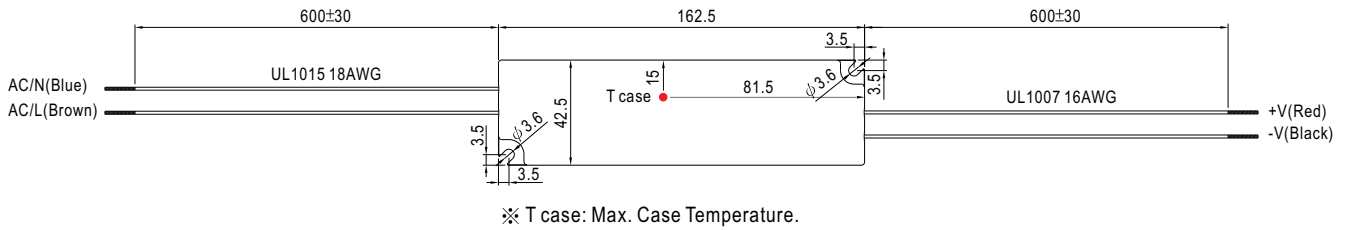


### SPECIFICATION

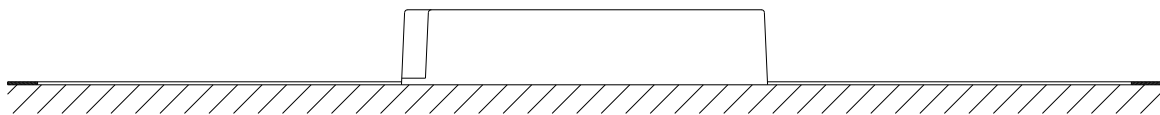
MODEL	LPC-60-1050	LPC-60-1400	LPC-60-1750	
OUTPUT	RATED CURRENT	1050mA	1400mA	1750mA
	DC VOLTAGE RANGE	9 ~ 48V	9 ~ 42V	9 ~ 34V
	RATED POWER	50.4W	58.8W	59.5W
	RIPPLE & NOISE (max.) Note.2	200mVp-p	200mVp-p	200mVp-p
	VOLTAGE TOLERANCE Note.3	±5.0%		
	CURRENT ACCURACY	±5.0%		
	LINE REGULATION	±1.0%		
	LOAD REGULATION	±2.0%		
	SETUP, RISE TIME Note.6	500ms, 120ms / 230VAC	500ms, 120ms / 115VAC	at full load
HOLD UP TIME (Typ.)	50ms/230VAC	16ms/115VAC	at full load	
INPUT	VOLTAGE RANGE Note.4	90 ~ 264VAC	127 ~ 370VDC	
	FREQUENCY RANGE	47 ~ 63Hz		
	EFFICIENCY (Typ.)	87%	85%	87%
	AC CURRENT (Typ.)	1.2A/115VAC	0.7A/230VAC	
	INRUSH CURRENT(max.)	COLD START 30A/115VAC	60A/230VAC	
	LEAKAGE CURRENT	0.25mA / 240VAC		
PROTECTION	OVER VOLTAGE	50.4 ~ 60V	44.1 ~ 56.7V	39.1 ~ 45.9V
		Protection type : Shut off o/p voltage, clamping by TVS diode		
ENVIRONMENT	WORKING TEMP.	-30 ~ +70°C (Refer to "Derating Curve")		
	WORKING HUMIDITY	20 ~ 90% RH non-condensing		
	STORAGE TEMP., HUMIDITY	-40 ~ +80°C, 10 ~ 95% RH		
	TEMP. COEFFICIENT	±0.03%/°C (0 ~ 50°C)		
	VIBRATION	10 ~ 500Hz, 2G 10min./1cycle, period for 60min. each along X, Y, Z axes		
SAFETY & EMC	SAFETY STANDARDS	UL1310 Class 2, CAN/CSA C22.2 No. 223-M91(for LPC-60-1750 only), IP67 approved ; design refer to TUV EN60950-1, EN61347-2-13		
	WITHSTAND VOLTAGE	I/P-O/P:3KVAC		
	ISOLATION RESISTANCE	I/P-O/P:>100M Ohms / 500VDC / 25°C / 70% RH		
	EMC EMISSION	Compliance to EN55022 (CISPR22) Class B, EN61000-3-2 Class A, EN61000-3-3		
	EMC IMMUNITY	Compliance to EN61000-4-2,3,4,5,6,8,11, EN55024, light industry level, criteria A		
OTHERS	MTBF	732Khrs min. MIL-HDBK-217F (25°C)		
	DIMENSION	162.5*42.5*32mm (L*W*H)		
	PACKING	0.4Kg; 32pcs/13.8Kg/0.56CUFT		
NOTE	<ol style="list-style-type: none"> <li>1. All parameters NOT specially mentioned are measured at 230VAC input, rated load and 25°C of ambient temperature.</li> <li>2. Ripple &amp; noise are measured at 20MHz of bandwidth by using a 12" twisted pair-wire terminated with a 0.1uf &amp; 47uf parallel capacitor.</li> <li>3. Tolerance : includes set up tolerance, line regulation and load regulation.</li> <li>4. Derating may be needed under low input voltage. Please check the static characteristics for more details.</li> <li>5. The power supply is considered as a component that will be operated in combination with final equipment. Since EMC performance will be affected by the complete installation, the final equipment manufacturers must re-qualify EMC Directive on the complete installation again.</li> <li>6. Length of set up time is measured at first cold start. Turning ON/OFF the power supply may lead to increase of the set up time.</li> <li>7. In the European market this product is only suitable for LED lighting applications that don't have to comply with the harmonic current requirements of EN61000-3-2 Class C.</li> <li>8. Suitable for indoor use or outdoor use without direct sunlight exposure. Please avoid immerse in the water over 30 minute.</li> </ol>			

■ Mechanical Specification

Case No. 976A Unit:mm

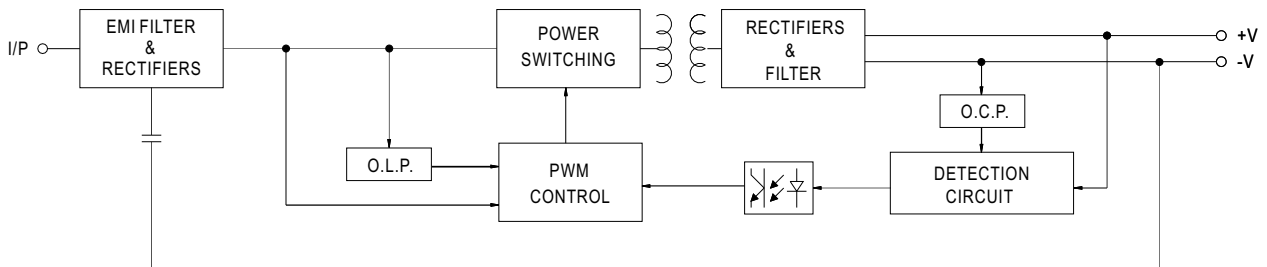


■ Recommend Mounting Direction

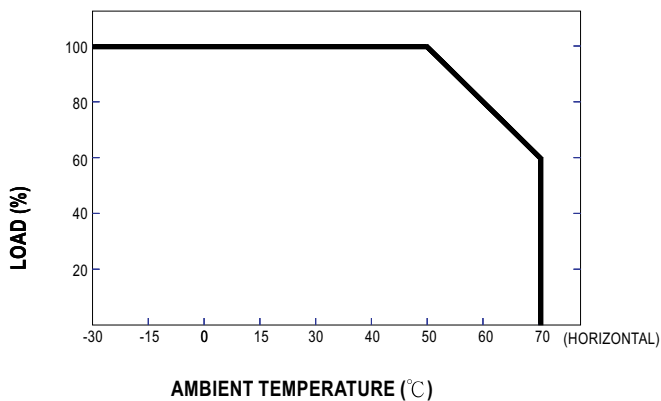


■ Block Diagram

fosc : 60KHz



■ Derating Curve



■ Static Characteristics

