

■ Features :

- Universal AC input/Full range
- Protections:Short circuit/Over load/Over voltage
- Cooling by free air convection
- Can be installed on DIN rail TS-35/7.5 or 15
- UL 508(industrial control equipment)approved
- Isolation class II
- LED indicator for power on
- 100% full load burn-in test
- 3 years warranty



## SPECIFICATION

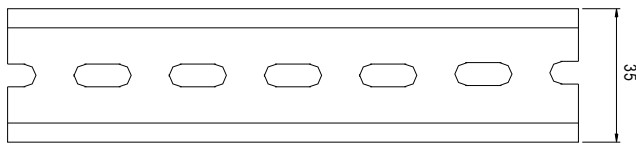
MODEL		DR-30-5	DR-30-12	DR-30-15	DR-30-24
OUTPUT	DC VOLTAGE	5V	12V	15V	24V
	RATED CURRENT	3A	2A	2A	1.5A
	CURRENT RANGE	0 ~ 3A	0 ~ 2A	0 ~ 2A	0 ~ 1.5A
	RATED POWER	15W	24W	30W	36W
	RIPPLE & NOISE (max.) Note.2	80mVp-p	120mVp-p	120mVp-p	150mVp-p
	VOLTAGE ADJ. RANGE	4.75 ~ 5.5V	10.8 ~ 13.2V	13.5 ~ 16.5V	21.6 ~ 26.4V
	VOLTAGE TOLERANCE Note.3	±2.0%	±1.0%	±1.0%	±1.0%
	LINE REGULATION	±1.0%	±1.0%	±1.0%	±1.0%
	LOAD REGULATION	±1.0%	±1.0%	±1.0%	±1.0%
SETUP, RISE, HOLD TIME		100ms, 30ms, 50ms/230VAC      100ms, 30ms, 18ms/115VAC at full load			
INPUT	VOLTAGE RANGE	85 ~ 264VAC      120 ~ 370VDC			
	FREQUENCY RANGE	47 ~ 63Hz			
	EFFICIENCY (Typ.)	74%	81%	82%	83%
	AC CURRENT	1.1A/115VAC      0.6A/230VAC			
	INRUSH CURRENT (max.)	COLD START 30A/115VAC      40A/230VAC			
PROTECTION	OVER LOAD	105 ~ 155% rated output power Protection type : Fold back current limiting, recovers automatically after fault condition is removed			
	OVER VOLTAGE	5.75 ~ 6.75V	13.8 ~ 16.2V	17.25 ~ 20.25V	27.6 ~ 32.4V
		Protection type : Shut down o/p voltage, re-power on to recover			
ENVIRONMENT	WORKING TEMP.	-20 ~ +60°C (Refer to output load derating curve)			
	WORKING HUMIDITY	20 ~ 90% RH non-condensing			
	STORAGE TEMP., HUMIDITY	-40 ~ +85°C, 10 ~ 95% RH			
	TEMP. COEFFICIENT	±0.03%/°C (0 ~ 50°C)			
	VIBRATION	10 ~ 500Hz, 2G 10min./1cycle, period for 60min. each along X, Y, Z axes			
SAFETY & EMC (Note 4)	SAFETY STANDARDS	UL60950-1, TUV EN60950-1 Approved, Design refer to EN50178			
	WITHSTAND VOLTAGE	I/P-O/P:3KVAC			
	ISOLATION RESISTANCE	I/P-O/P:100M Ohms/500VDC			
	EMI CONDUCTION & RADIATION	Compliance to EN55011,EN55022 (CISPR22) Class B			
	HARMONIC CURRENT	Compliance to EN61000-3-2,-3			
OTHERS	EMTBF	441.5K hrs min.      MIL-HDBK-217F (25°C)			
	DIMENSION	78*93*56mm (W*H*D)			
	PACKING	0.27Kg; 48pcs/14Kg/1.02CUFT			
	NOTE	<ol style="list-style-type: none"> <li>1. All parameters NOT specially mentioned are measured at 230VAC input, rated load and 25°C of ambient temperature.</li> <li>2. Ripple &amp; noise are measured at 20MHz of bandwidth by using a 12" twisted pair-wire terminated with a 0.1uf &amp; 47uf parallel capacitor.</li> <li>3. Tolerance : includes set up tolerance, line regulation and load regulation.</li> <li>4. The power supply is considered a component which will be installed into a final equipment. The final equipment must be re-confirmed that it still meets EMC directives.</li> </ol>			

**Mechanical Specification**

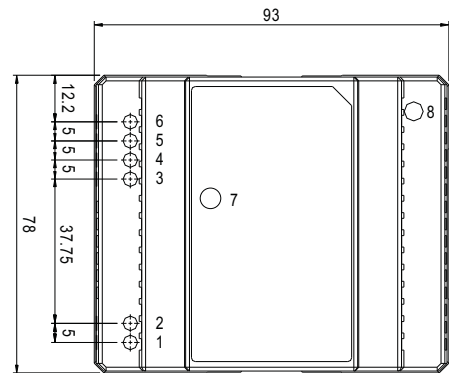
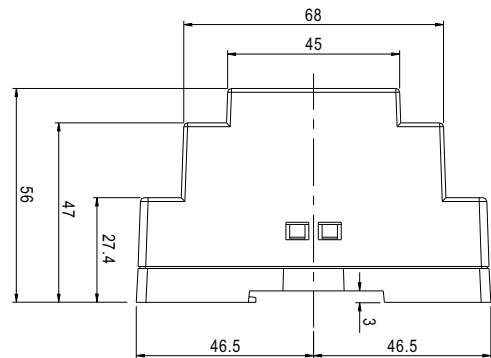
Case No. 918 Unit:mm

Terminal Pin. No Assignment

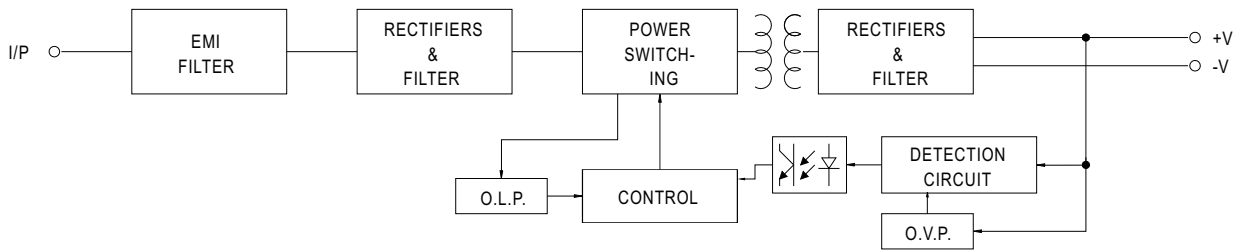
Pin No.	Assignment	Pin No.	Assignment
1	AC/N	5,6	-V
2	AC/L	7	LED
3,4	+V	8	+V ADJ.



ADMISSIBLE DIN-RAIL: TS35/7.5 OR TS35/15



**Block Diagram**



**Output Derating**

